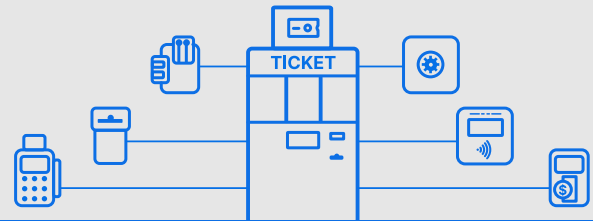


## SOFTWARE

# CONNECT CUBE

Fast, flexible device development with built-in transaction expertise



ConnectCube enables developers of transactional devices, such as kiosks, pay stations, and vending machines to rapidly and flexibly design and launch innovative solutions that meet complex and diverse customer demands.

ConnectCube is a PayComplete solution for developers of transactional devices that need the competitive advantage of speed, flexibility and built-in transaction expertise to meet the unique demands of their clients. With ConnectCube, developers are empowered to innovate, using the solution as the base on which to construct whatever transactional experience their client needs for their customers or employees. An adaptable combination of software, hardware and extensibility, ConnectCube can be used across a broad category of industries and wherever transactions occur.

## WITH CONNECTCUBE, YOU TRADE LONG SOFTWARE DEVELOPMENT AND COMPONENT INTEGRATION CYCLES FOR:

### FLEXIBILITY AND SPEED

- Faster design and development by leveraging vast library of supported components and developer kits
- Freedom to create the right end-user experience
- Upgrade existing devices without heavy investment in R&D

### BUILT-IN TRANSACTION EXPERTISE

- Core transactions concepts pre-developed and proven in thousands of global deployments
- No need to develop expertise in transactional software logic
- Useable with any device or in any environment, completely agnostic

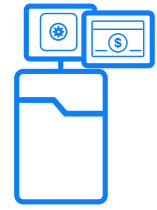
### READINESS FOR A UNIFIED TRANSACTIONAL VIEW

- Device transaction connected into larger operating framework
- Enables comprehensive fleet management of transaction devices
- Unified management of device, user, transaction, and data

## KEY FEATURES OF CONNECTCUBE:

### TRANSACTION-CENTRIC DEVICE OPERATING SYSTEM

Governs core transaction concepts such as purchases, payments, deposit, dispense, refill, and more that drive device operations



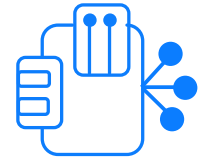
### COMPONENT LIBRARY FOR RAPID DEVELOPMENT

Provides support for an extensive library of components with pre-built native integrations made available as part of the OS




### COMPUTER BOARD

Adds extensive IO input and output capability for supporting multiple peripherals, all within a compact form factor (optional)



### EXTENSIBLE ARCHITECTURE

Leaves room for future expansion and innovation, such as image recognition, AI, and Machine Learning and more



## THE PAYCOMPLETE ADVANTAGE:

- Innovator in emerging unified transaction solutions for retail, hospitality, transportation and financial services
- Market leader with over 50 years of financial transaction expertise
- Established OEM partner for payments system manufacturers worldwide

## PART OF THE PAYCOMPLETE UNIFIED TRANSACTION PLATFORM

ConnectCube is an integral part of the Connect SaaS platform within the PayComplete ecosystem. Our platform unifies reporting and management across all transactional devices, including POS, self-checkout, vending machines, and more. The flexibility of the PayComplete Connect Platform allows for a single IoT cloud-based enterprise layer, thus unifying the management of devices, payments, users and data.